



**eat**  
**right.** Academy of Nutrition  
and Dietetics

# FNCE 2022

Food & Nutrition Conference & Expo™

Orlando, FL | October 8-11

# The Registration Examination Experience

Orlando, FL  
October 9, 2022  
11:30am – 1:00pm

# Disclosures

Test development and delivery vendor representatives:

- Mary Mulhern, Pearson VUE
- Bob Blackwood, Pearson VUE

2022 FNCE® speaker expenses underwritten by the  
Commission on Dietetic Registration

# Learning Outcomes

- Upon completion, the participant will be able to design their examination review program and select appropriate study resources.
- Upon completion, the participant will be able to delineate the exam format, timing and scoring processes.
- Upon completion, the participant will be able to navigate the online scheduling, payment and special accommodations programs.

# Examination Development Process

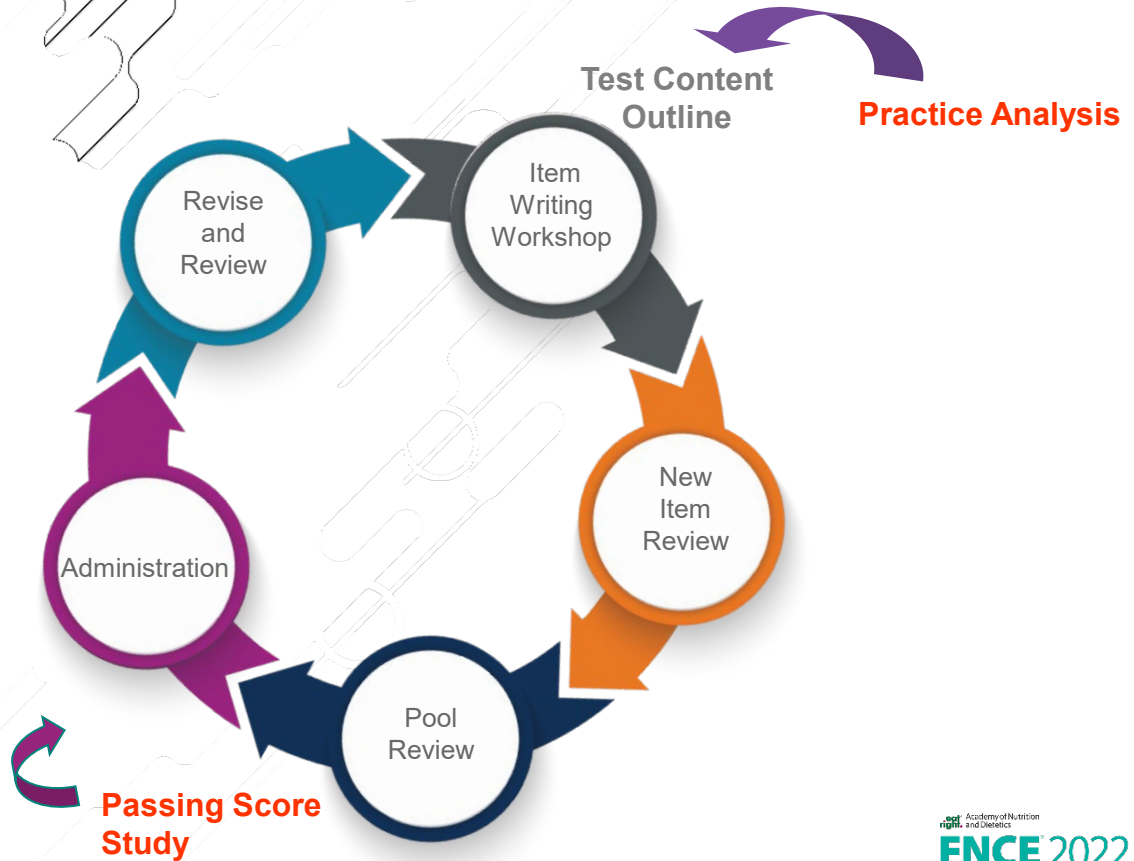
**Mary Mulhern**  
**Content Developer**

# Examination Development Process

How do items get on the exam?

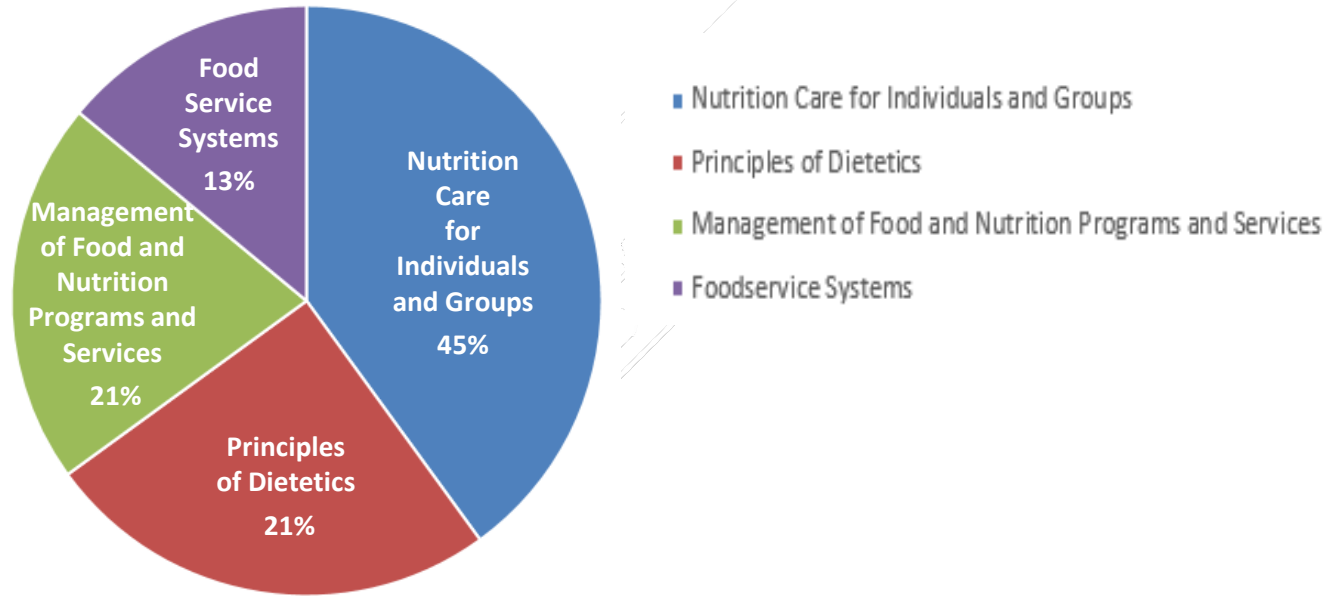


# Testing is a Cycle



# Registration Examination for Dietitians

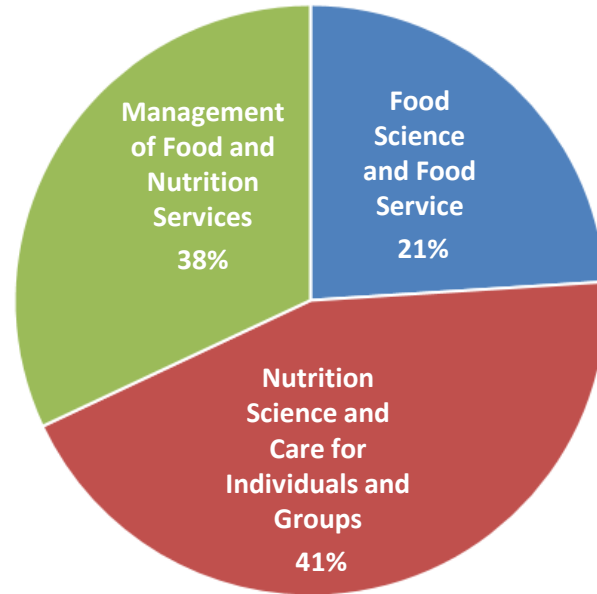
Percentage Breakdown by Content Area





# Registration Examination for Dietetic Technicians

Percentage Breakdown by Content Area



- Food Science and Food Service
- Nutrition Science and Care for Individuals and Groups
- Management of Food and Nutrition Services

# Item Development Cycle

- **Credentialed practitioners, educators, employers contribute to every step of the process**
- **Annual pool review – all items reviewed**
  - **For accuracy**
  - **Performance evaluated**
  - **Archived if no longer relevant**
  - **Gaps in the item bank are identified**

Pool Review Meeting



# Item Development Cycle

- **New items are written to address topics that are lacking in the item bank**
- **Experienced coaches work with writers**

New Item Writing Workshop



# Item Development Cycle

- **Small groups collaborate to review, edit, approve newly written items**

New Item Review Workshop



# CDR Registration Examination for Dietitians

CBT Type:

CAT for Ability

Test Length:

125 – 145 items (100-120 scored, 25 pretest)

Total Time:

3.0 hours

Tutorial:

~ 30 minutes

Exam:

2.5 hours

# CDR Registration Examination for Dietetic Technicians

CBT Type:

CAT for Ability

Test Length:

110 – 130 items (80-100 scored, 30 pretest)

Total Time:

3.0 hours

Tutorial:

~ 30 minutes

Exam:

2.5 hours

# The Testing Process

Each test is composed of:

- Scored items (RD100-120) (DTR 80-100)
- Pretest items – unscored (RD 25) (DTR 30)

Scored items determine pass/fail status

- Application and Knowledge items
  - Application items require using concepts or principles to show understanding (ex. Basic calculations, problem solving)
  - Knowledge are likely to be found on one page of a textbook (ex. definitional, identification)

Pretest items are not identified to the examinee

- Pretest items are not scored; professional examination administrative staff analyze these items
- Acceptable items become part of the scored item pool

# Non-disclosure Agreement

I understand that the content of this examination is confidential. No part of the materials conveyed during this examination may be copied, downloaded, reproduced, stored, disseminated, transferred, or used in any form by any means without prior consent of the Commission on Dietetic Registration. Violators will be prosecuted to the fullest extent of the law. Final adjudications will be reported to all applicable administrative agencies. By accepting this non-disclosure agreement you are acknowledging that you have read and understand all policies and procedures in the Handbook for Candidates.

**I certify that I have read and understand the terms written above and will neither give or receive assistance of any nature.**

- A. Yes.** I have read the above statement and **AGREE** to terms thereof.
- B. No.** I have read the above statement and **DO NOT AGREE** to terms thereof.

**Failure to agree will result in termination of the exam and there will be no refund.**



# Non-disclosure Agreement

## Meaning of Non-Disclosure agreement

- ⦿ Legal and ethical

## Past consequences of noncompliance with non-disclosure agreement

- ⦿ One candidate was made ineligible to test for a period of two years.
- ⦿ One candidate was made permanently ineligible to test for any CDR credentialing examination.

# Tutorial Screens – Functionality

## Features

- Clock – shows time remaining, located in the upper right corner of the screen
- Candidates select answers using either the mouse or clicking the keyboard
- Each item must be answered, cannot return to a previous item
- There may be a scrollbar if an item has an image; it is required to view the entire image before moving on to the next item
- An onscreen calculator is available; a handheld calculator is available upon request

# Dietitian Examination Sample Item (Knowledge Item)

(all items are 4-option multiple choice)

Which of the following types of enteral nutrition is recommended for patients who will need enteral feeding for more than 4 weeks after undergoing an esophagectomy?

- A. Nasogastric
- B. Gastrostomy
- C. Jejunostomy
- D. Nasojejunal

# Dietetic Technician Examination Sample Item (Application Item)

(all items are 4-option multiple choice)

A patient requiring 2,500 kcal is currently receiving a 1.5 kcal/mL enteral formula at 30 mL/hour from 6 PM to 12 PM daily. What percent of kcal needs are currently being met?

- A. 22%
- B. 29%
- C. 32%
- D. 43%

# Important Tips

- Choose the **best** answer of the four options provided.
  - The overall best answer may **not** be among the four options, but one of the four options is better than the remaining options.
  - Know the steps in a process.
- Focus on the question being asked and the answer options provided.
- Do not try to second guess, or “read into” the item or answer options.
- If you are making a calculated guess, your first answer is usually the best.

# Score Reporting

## Scale Scores Reported

- Total test score (maximum 50)
- Sub scaled scores (maximum 30 per section)
  - Food and Nutrition Sciences
  - Foodservice Systems/Management

## Passing Score

- Scale Score of 25 minimum (on the total test)


**Printed score report given to examinee at test center.**

# Important Tip to Remember



# Correct Answers Contribute to a Passing Decision

*Evidence for  
Passing*



**Incorrect  
Answer**




**Correct Answer**



# Incorrect Answers Contribute to a Failing Decision

*Evidence for Failing*



Incorrect  
Answer



Correct Answer

# Questions are Administered Until a Decision is Made

*Passing  
Results*



● Incorrect Answer

● Correct Answer

# Important Tips to Remember

- The questions you are administered are intended to narrow in on any individual candidate's ability level.
- Items are chosen based on:
  - Content specifications
  - Item information
- Scaled scores are **NOT** a direct conversion from number of questions answered correctly.
- Not all items are equal.
- Some items “weigh” more.

# A Scoring Example

Items that are more discriminating, provide more information, answered correctly will add more weight to a passing score.

If a candidate answers most of the light-weight questions correctly, but answers the challenging (weighty) questions incorrectly, they will fail the exam.

*Failing  
Results*



# Important Tips to Remember

- Never stop the exam on your own!
- Always let the computer tell you when it has gained enough information to stop the exam... even if you have answered more than the minimum number of items.
- Watch the item count to assure you answer the minimum number of items.
  - You must answer at least 125 RD items or 110 DTR.
  - You must select a response for each item in order to move forward to the next item.
  - You must answer the minimum number of exam questions within 2.5 hours in order for the exam to be scored.
  - If the minimum number of questions are not answered after 2.5 hours, the exam will be terminated, and the candidate will receive a score of 2 – indicating that the exam was not completed.

# How to Prepare for a CDR Examination

- Reference the comprehensive Study Outline and use your academic references to review topics as needed
- Use the Study Guide
- Practice with the on-line examination (published in the Study Guide)
- Take the examination ASAP after eligibility is established
- Be sure to watch the onscreen clock

# Accessing the Examination Test Specifications and Study Guide

<https://www.cdrnet.org/study>

## TEST SPECIFICATIONS AND STUDY GUIDES

### Registration Examination for Dietitians

2022-2026

- [RD Test Specifications](#)
- [Registration Examination for Dietitians Study Outline](#)
- [RD Test Specifications Comparison 2017 & 2022](#)



### Registration Examination for Dietetic Technicians

2022-2026

- [CTN Test Specifications](#)
- [Registration Examination for Dietetic Technicians Study Outline](#)
- [CTN Test Specifications Comparison 2017 & 2022](#)

### Study Guides

New editions of the *Study Guide for the Registration Examination for Dietitians (RD edition)* and *Study Guide for the Registration Examination for Dietetic Technicians (CTN edition)* are available as a resource for individuals preparing to take the RD and CTN credentialing examinations. These newly designed, online guides are intended to assist exam candidates in planning their study and review.

Benefits for Academy member and non-member:

- [Purchase the RD Study Guide](#)
- [Purchase the CTN Study Guide](#)

The online study guides feature:

- A comprehensive study outline based on the examination content specifications for January 1, 2022 through December 31, 2026.
- Suggested study references (online and textbooks)
- Study tips
- A 120-question practice examination (RD) or 100-question practice examination (CTN). All questions are reformatted from the active examination item bank and are examples of how questions are written and presented on the exam.
- Online availability (non-transferable) for 6 months after purchase date.





# Examination Registration and Scheduling

**Bob Blackwood**  
**Senior Business Development Manager**







- ⦿ Am I eligible to sit for the CDR exam?
- ⦿ How do I know when I am authorized?

# The Eligibility Process

1. Register
2. Schedule
3. Pay



**Commission  
on Dietetic  
Registration**

the credentialing agency for the  
**eat right.** Academy of Nutrition  
and Dietetics



**Pearson  
VUE**




# CDR Online Eligibility Application

## Commission on Dietetic Registration Registration Eligibility Application

### Candidate Information

Verify your name appears exactly the same as shown on your government-issued photo identification card. If it is incorrect, please contact your program director.

Last Updated : 9/14/2022 3:41:53 PM

ACAD / CDR ID	<input type="text" value="ACAD / CDR ID"/>	* Date of Birth	<input type="text" value="MM/DD/YYYY"/> 
* Last Name	<input type="text" value="Test"/>	* First Name	<input type="text" value="Test"/>
Middle Name / Initial	<input type="text" value="Test"/>	Maiden Name	<input type="text" value="Maiden Name"/>
Prior Name	<input type="text" value="Prior Name"/>	* Mother's Maiden Name	<input type="text" value="Mother's Maiden Name"/>
* Address Line 1	<input type="text" value="Address Line 1"/>		
Address Line 2	<input type="text" value="Address Line 2"/>		
Address Line 3	<input type="text" value="Address Line 3"/>		
* Country	<input type="text" value="UNITED STATES"/>	* State	<input type="text" value="-- Select States --"/>
* City	<input type="text" value="City"/>	* Zip	<input type="text" value="Zip"/>
* Primary Phone Country	<input type="text" value="UNITED STATES (+1)"/>	* Primary Phone / Type	<input type="text" value="Primary Phn"/> <input type="text" value="Ext"/> <input type="text" value="-- Se"/>
Alternate Phone Country	<input type="text" value="UNITED STATES (+1)"/>	Alternate Phone / Type	<input type="text" value="Alternate Phn"/> <input type="text" value="Ext"/> <input type="text" value="-- Se"/>
* Email Address	<input type="text" value="rbeavers@eatright.org"/>	* Confirm Email Address	<input type="text" value="rbeavers@eatright.org"/>

### Agreement to Abide by the Academy/CDR Code of Ethics.

I agree to abide by the Code of Ethics for the Profession of Dietetics <https://www.cdrnet.org/coe> and to hold harmless the Commission on Dietetic Registration, other RDNs, RDs, NDTRs and DTRs, and CDR employees for their activities in enforcing them.

☐

Checking this box denotes all information given on this application is accurate and my acceptance of the Code of Ethics.

# Authorization to Test

- Exam title
- Time period of your authorization
- Candidate Client ID for first time users
- Links to important websites and information:  
the CDR website,  
Pearson VUE website,  
Pearson VUE call center contact number,  
and CDR candidate handbook.

**\*\*PLEASE DO NOT RESPOND TO THIS E-MAIL\*\***

CDR has requested a Pearson VUE Web Account be created to allow you to schedule and manage your exam appointments at [www.pearsonvue.com](http://www.pearsonvue.com). Below are your username and temporary password.

Username:	John Doe
Temporary Password:	XXXXXXXX

We recommend choosing a new password that is both easy to type and easy to remember so that you do not have to record it where someone else might see it. Your new password must contain at least seven characters and may not contain your username. Use both uppercase and lowercase letters as well as numbers and/or symbols, preferably in unexpected ways. Avoid names and words that would be easy to guess.

<http://www.pearsonvue.com/legal/privacy/>



Prepare

- When and how do I schedule my appointment?
- How do I prep for exam day?



# Pearson VUE Testing Centers

- Pearson Professional Center
- Pearson VUE owns and operates 289 testing centers in US.

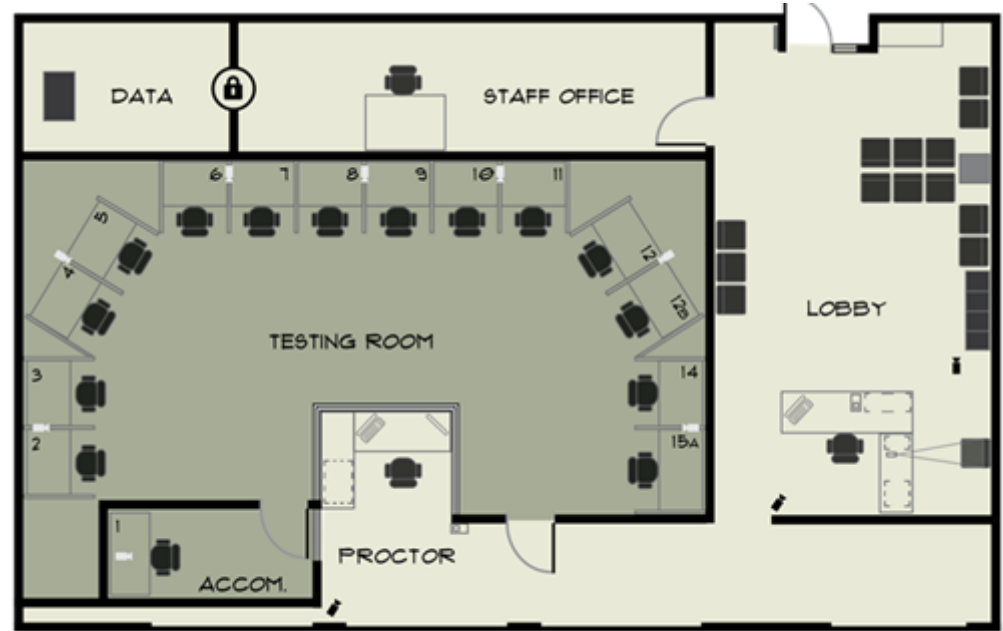


Figure [XX] A sample floor plan for a typical Pearson Professional Center.

# Online Scheduling

Available – 24/7 x 365

Accessible – WCAG 2.0 compliant

Responsive – mobile friendly

Feature-rich – interactive

## Commission on Dietetic Registration

This page provides specific information about the registration examination for dietitians and registration examination for dietetic technicians.

### Mission Statement

The Commission on Dietetic Registration (CDR) administers valid, reliable, and rigorous credentialing processes to meet the professional needs of credentialed practitioners and their employers and to protect the public.

### Values

The Commission on Dietetic Registration incorporates the following values to realize the Mission and Vision:

- **Inclusivity** – Make decisions with consideration for all
- **Innovation** – Embrace change with creativity and strategic thinking
- **Integrity** – Act ethically and with accountability

### Strategic Focus

The Commission on Dietetic Registration focuses its efforts on Credentialing, Practice Area Competence, and Stewardship.

The Commissioners oversee the [Strategic Plan](#), governance and policy that guide credentialed practitioners through program of work activities of its committees, panels, task forces and advisory groups.

The Commission's RD and DTR certification programs are fully accredited by the National Commission for Certifying Agencies (NCCA), the accrediting arm of the [Institute for Credentialing Excellence](#) based in Washington, D.C. This accreditation reflects achievement of the highest standards of professional



To schedule, reschedule or cancel an exam:

[Sign in](#)

- [Forgot my username](#)
- [Forgot my password](#)

[COVID-19 FAQs](#)

[Find a test center](#)

[View exams](#)


[Need help? Contact customer service](#)


[Test accommodations](#)

### Related links

- > [Commission on Dietetic Registration website](#)
- > [Academy of Nutrition and Dietetics website](#)

# Exam Details Page

 Pearson | VUE

  
Commission  
on Dietetic  
Registration  
Academy of Nutrition  
and Dietetics

Home My Profile My Order Sign Out

Exam Details

Signed In as: Test Record  
CDR ID: 86168391

[View My Authorization Information](#)

**Exam:**  
RD: Registration Examination for Dietitians  
[View Testing Policies](#)

**Price\*:**  
USD 200.00

**Language:**  
English

*\*Prices listed are based on today's date and do not include local taxes which may be applicable.*

Previous

Schedule this Exam

Copyright © 1996-2019 Pearson Education, Inc. or its affiliate(s). All rights reserved. [Terms](#) | [Privacy](#) | [Contact](#)

# My Authorization Information

The screenshot displays the Pearson | VUE website interface. On the left, the 'Exam Details' section for the 'RD: Registration Examination for Dietitians' is visible, including the price (USD 200.00) and language (English). A pop-up window titled 'My Authorization Information' is centered on the screen, showing details for 'Authorization 1'. The pop-up includes fields for Exam, Start Date, End Date, Remaining Authorizations, and Client Authorization ID. A 'Close Window' button is located at the bottom of the pop-up. The background website shows the Pearson | VUE logo, navigation links (Home, My Profile, My Order, Sign Out), and the user's login status (Signed In as: Test Record, CDR ID: 86168391).

**Exam Details**

**Exam:**  
RD: Registration Examination for Dietitians  
[View Testing Policies](#)

**Price\*:**  
USD 200.00

**Language:**  
English

**My Authorization Information**

**Authorization 1**

**Exam:** RD: Registration Examination for Dietitians

**Start Date:** Jan 15, 2019

**End Date:** Jan 15, 2020

**Remaining Authorizations:** 1

**Client Authorization ID:** 151070

[Close Window](#)

\*Prices listed are based on today's date and do not include local taxes which may be applicable.

View details about candidate authorization  
for the selected exam

# My Order

## My Order

Signed In as: Test Record  
CDR ID: 86168391

Description	Details	Price	Actions
<b>Exam</b> RD: Registration Examination for Dietitians Language: English Exam Length: 180 minutes	<b>Appointment</b> Thursday, February 7, 2019 Start Time: 08:00 AM CST <a href="#">Change Appointment</a>  <b>Location</b> Pearson Professional Centers-Chicago Financial Dis 200 West Adams Street Suite 1105 Chicago, Illinois 60606 United States <a href="#">Change Test Center</a>	200.00	<a href="#">Remove</a>
Total Due			
		Subtotal:	200.00
		Estimated Tax:	0.00
		<b>ESTIMATED TOTAL DUE:</b>	<b>USD 200.00</b>

Click on *Change Appointment* to return to appointment selection – Choose date page

Click *Remove* to clear appointment

Click on *Change Test Center* to clear appointment selection and return to test center search

[Proceed to Checkout](#)

# Important Tips to Remember

- ◎ If you do not receive an appointment confirmation email from Pearson VUE upon completing your order...


You do not have an appointment


- ◎ Return to your account on the Pearson VUE website and be sure to select the “Submit Order” button to complete your order



# Enhanced Customer Service

PEARSON VUE


Contact Us  Language

 | [For test takers](#) | [For test owners](#) | [For test centers](#) | [About Pearson VUE](#)

You are here: [Home](#) > [Test taker home](#) > [CDR](#) > [Customer Service](#)

## Customer Service

We encourage you to schedule or purchase your exam online. Get started by signing in to your Pearson VUE account. If needed, use the self-help links here to reset your username or password.




Online  
Chat

Ask a question ►

Chat is the quickest way to reach a customer service agent.

If chat is unavailable, click on your region below for further contact information.

[Americas Region](#)  
[Asia-Pacific Region](#)  
[Europe-Middle East-Africa Region](#)





**Commission  
on Dietetic  
Registration**  
the credentialing agency for the  
**Academy of Nutrition  
and Dietetics**


To schedule, reschedule or cancel an exam:


[Sign in](#) [Create account](#)

- [Forgot my username](#)
- [Forgot my password](#)

 [Find a test center](#)

 [Customer service](#)

 [Test accommodations](#)



**FNCE 2022**  
Food & Nutrition Conference & Expo

# Accommodations

- ◉ Accommodations application process and scheduling can be found at:

<https://home.pearsonvue.com/Test-takers/Accommodations.aspx>

- ◉ The above link can be found in the candidate handbook specific to your exam on both the CDR and Pearson VUE/CDR websites:

- [Handbook for the Registration Examination for Dietitians](#)
- [Handbook for the Registration Examination for Dietetic Technicians](#)





- Preparing for testing day.
- What to expect on testing day.
- Tips for success!

# Preparing for Testing Day!

- ◎ Your name must match the name on the Authorization to Test e-mail
- ◎ You must present a government issued picture ID reflecting your name as it appears on the Authorization to Test e-mail (driver's license, state ID card, or passport).



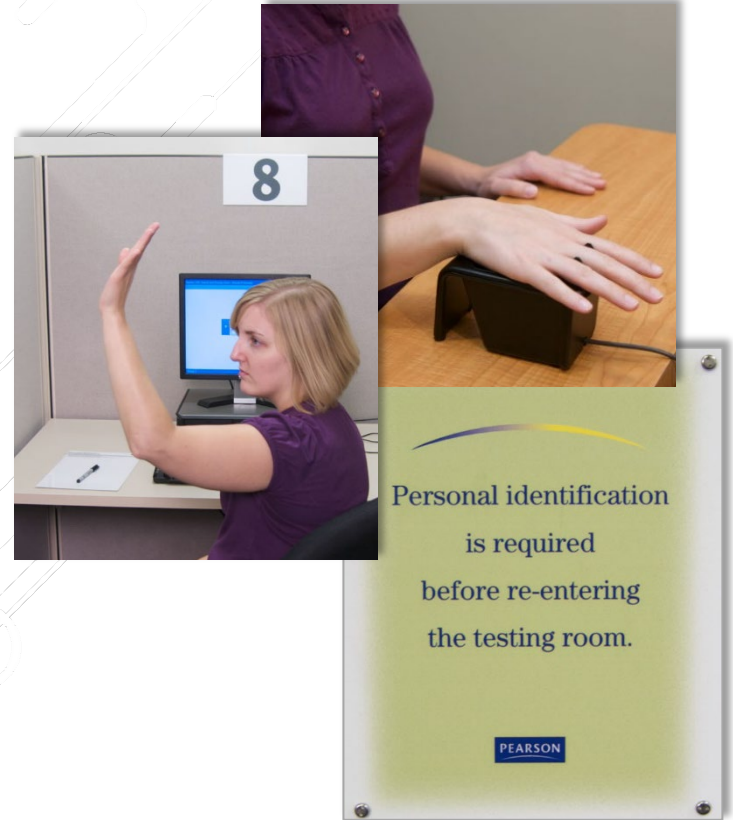
# Test Center Protocols

- Non-scientific calculators are provided
- Lockers are provided to store your personal affects.
- Only test center issued white boards are allowed in the testing room for security purposes.
- All potential security breaches and suspicious behavior are reported to CDR.



# Bathroom Breaks

- ⦿ Part of examination time
- ⦿ The count-down clock does not stop
- ⦿ Re-admission time to testing area
- ⦿ ID verification upon return from break



# Tips for Testing Day

- ⦿ **Review the Candidate Handbook** to refresh your awareness of policies and procedures
- ⦿ **Get a good night's sleep** before you take your exam. Being well rested and relaxed when you take your exam will help you concentrate on the task at hand.
- ⦿ **Bring a current form of identification.** The form of ID must be a government issued ID with a photo and signature, like a driver's license, state ID, or passport. Keep in mind that the name on your reservation must match the name on your ID.

# Tips for Testing Day (cont.)

- ◎ **Travel light.** The only thing that can be brought into the testing room is you. Everything else, including your watch, cell phone, pager, purse, etc., MUST be secured elsewhere. The testing centers have lockers to store personal belongings, but the less you bring with you the better. Study materials as well as food and drink are prohibited in the test center.
- ◎ **Know where the test center is** before you try to get there. Like heavy traffic, getting lost can stress you out and cause you to miss your appointment. You may want to do a “dry run” to make sure you know where you are going.
- ◎ **Give yourself plenty of time** to get to the test center. It is suggested that you be there at least 30 minutes prior to the start of the exam for registration. No later than 15 minutes. Traffic issues can do more than stress you out—they can cause you to miss your appointment.

# In<Summary

- ◎ Understand important attributes of test construction and delivery
- ◎ Use the resources available to prepare for the exam:
  - Study Outline (available via CDR's website)
  - CDR Study Guide (available to purchase)
  - Online Practice Exam (included with CDR Study Guide purchase)
- ◎ Effectively navigate the online registration and scheduling process

# Questions

**Thank you for your time today and choosing to  
attend this special session!**